




UTAH TRANSIT
AUTHORITY



SUSTAINABILITY PLAN





*Quaking Aspen
(Populus tremuloides)*




UTA 

rideuta.com



CONTENTS

Executive Summary	3
Introduction	5
Baseline Assessment	7
Sustainability Strategies	10
Implementation & Monitoring	17
Conclusion	21
Acknowledgements and Appendix	24



Small upgrades make a big impact: LED lighting upgrades across UTA, as seen here at the Warm Springs Rail Service Center, deliver real energy savings with lasting operational benefits.


EXECUTIVE SUMMARY

At the Utah Transit Authority (UTA), sustainability is not just a goal—it is a commitment to protecting the environment, serving local communities, and supporting economic vitality throughout UTA’s six-county service area. Building on the foundation of the 2022-2030 Strategic Plan, UTA’s Sustainability Plan outlines a clear path forward to strengthen environmental responsibility, enhance operational performance, and deepen community trust.


With a focus on actionable goals over the next five years and a long-term outlook through 2050, the plan targets critical areas where UTA can lead in sustainability: **Reduce greenhouse gas emissions, Increase energy efficiency, Conserve water, Minimize waste, and Expand access.**

Each strategy is supported by measurable performance metrics to ensure transparency, enable consistent tracking, and support continuous improvement.


These efforts align with major upcoming milestones—including the 2034 Olympic and Paralympic Games in Salt Lake City and system-wide expansion—all while positioning UTA as a leader in sustainable mobility. The plan is more than a roadmap; it reflects UTA’s values and commitment to building a resilient, accessible, and future-ready transit network. Community and partners are encouraged to join UTA on this journey toward a more sustainable future that benefits all who rely on UTA services every day.



CARBON FOOTPRINT
Reduce greenhouse gas emissions



ENERGY EFFICIENCY
Increase energy efficiency



WATER FOOTPRINT
Conserve water



WASTE & RECYCLING
Minimize waste



SUSTAINABILITY INFRASTRUCTURE
Expand access

Transit is a sustainable mode of transportation because it significantly reduces greenhouse gas emissions, improves air quality, conserves energy, and lessens congestion.



INTRODUCTION

UTA serves as a vital connector along the Wasatch Front, linking communities from Ogden to Provo. As the region experiences rapid population growth, transit plays an increasingly important role in improving mobility, air quality, and access to opportunities. To meet today's challenges and prepare for a more resilient tomorrow, UTA is committed to incorporating sustainability into every aspect of its operations and planning.

UTA's approach is grounded in the three interconnected pillars of sustainability: fostering healthy environments, supporting thriving communities, and advancing shared prosperity. These pillars guide UTA's efforts and reflect the broader impact transit has on protecting the environment, supporting the community, and creating lasting economic value.

It begins with the environment. By reducing reliance on single-occupancy vehicles, UTA helps cut greenhouse gas emissions and improve air quality—a top concern along the Wasatch Front. Investments in

cleaner fleets, renewable energy, and energy-efficient infrastructure protect natural resources, improve air quality, and contribute to a healthier region for current and future generations.

However, a sustainable future also depends on the strength and well-being of Utah's communities. UTA is committed to making transit more accessible and reliable—ensuring individuals of all backgrounds, incomes, and abilities can access jobs, education, healthcare, and recreation. Multimodal connections such as biking and walking paths further promote active lifestyles and safe, connected neighborhoods.

Finally, sustainability involves creating lasting economic value. Efficient transit systems encourage smart land use, attract business investment, and support job creation—benefiting not only those who ride but the regional economy as a whole.

Through this plan, UTA embraces its responsibility to shape a more sustainable and resilient future—one where environmental protection, resource accessibility, and economic opportunity move forward together.





BASELINE ASSESSMENT

To chart an effective course forward, UTA began with a comprehensive assessment of current sustainability performance. In 2025, UTA partnered with Jacobs Engineering, LLC, to audit operations and establish baseline data across key areas: **greenhouse gas emissions, energy use, water consumption, waste management, and sustainability infrastructure.** These findings provide a clear snapshot of current performance, highlight opportunities for improvement, and will guide UTA's strategic investment.

In 2023, UTA's direct and energy-related GHG emissions—Scope 1 and Scope 2—added up to 99,224 metric tons (MT) of carbon dioxide equivalent (CO₂e). CO₂e is a standard way of measuring GHGs by expressing them in terms of the amount of carbon dioxide that would have the same impact on global warming.

The majority of these emissions came from operating UTA's fleet of buses, TRAX light rail trains, paratransit vehicles, and vanpool vehicles, which made up 77% of total Scope 1 and 2 emissions. Energy use in UTA's buildings and facilities contributed another 15%.

Understanding UTA's Greenhouse Gas Emissions: Scopes 1 and 2

GHG emissions are categorized based on their source and the level of influence UTA has to change them.

Scope 1: Direct Emissions

Emissions from sources owned or controlled by UTA, such as fuel used by buses, trains, paratransit, service vehicles, and on-site heating systems.

Scope 2: Indirect Emissions From Energy Use

Emissions from generated electricity purchased by UTA to power trains, buildings, and other systems.

Carbon Footprint

Tracking greenhouse gas (GHG) emissions allows UTA to understand its contribution to climate change and identify opportunities to reduce its environmental impact. GHGs, such as carbon dioxide and methane, trap heat in the atmosphere and are major drivers of climate change. By establishing a clear emissions baseline, UTA can monitor progress toward sustainability goals, improve operational efficiency, and reduce long-term risks and costs.

Crushed aluminum cans at the Salt Lake City MRF, where the Green Team saw firsthand how effective recycling reduces waste and lowers greenhouse gas emissions across UTA's operations.

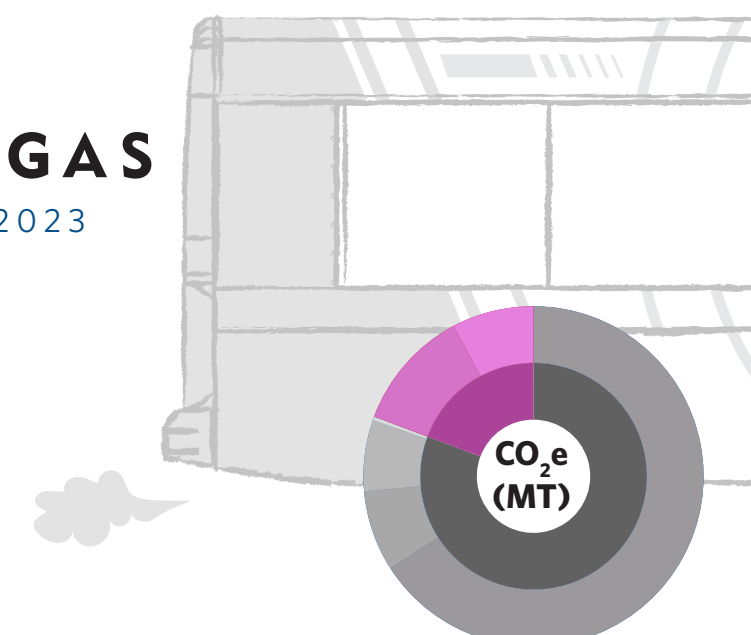


UTA GREENHOUSE GAS

SCOPES 1+2 EMISSIONS SOURCES 2023

Fugitive Leakage	371	81%	SCOPE 1
Stationary Combustion	7028		
Mobile Combustion (Non Revenue)	3348		
Mobile Combustion (Revenue)	68439		
Electricity Consumption (Infrastructure)	8050	19%	SCOPE 2
Energy Consumption (Light Rail)	11988		

TOTAL: 99,224 CO₂e (MT)



Beyond these categories, UTA also produces emissions indirectly through activities such as purchased goods, employee commuting, and waste—known as Scope 3 emissions. While these could not be fully calculated, initial estimates suggest that including Scope 3 would increase UTA's total emissions footprint to about 271,288 MT CO₂e. Although UTA does not currently have the ability to fully capture comprehensive Scope 3 emissions data, one of the strategies outlined in this plan is to improve the identification, collection, and tracking of Scope 3 factors over time to more accurately understand UTA's full greenhouse gas impact.

Emissions per Passenger Mile

While total GHG emissions provide an important picture of UTA's environmental impact, breaking down emissions by passenger mile offers additional insight into transit system efficiency. This metric calculates the amount of carbon dioxide equivalent emitted per mile traveled by a single passenger across UTA's services.

By normalizing emissions data in this way, UTA can:

- **Benchmark Efficiency:** Compare the environmental performance of different transit modes (e.g., bus vs. light rail vs. vanpool) and

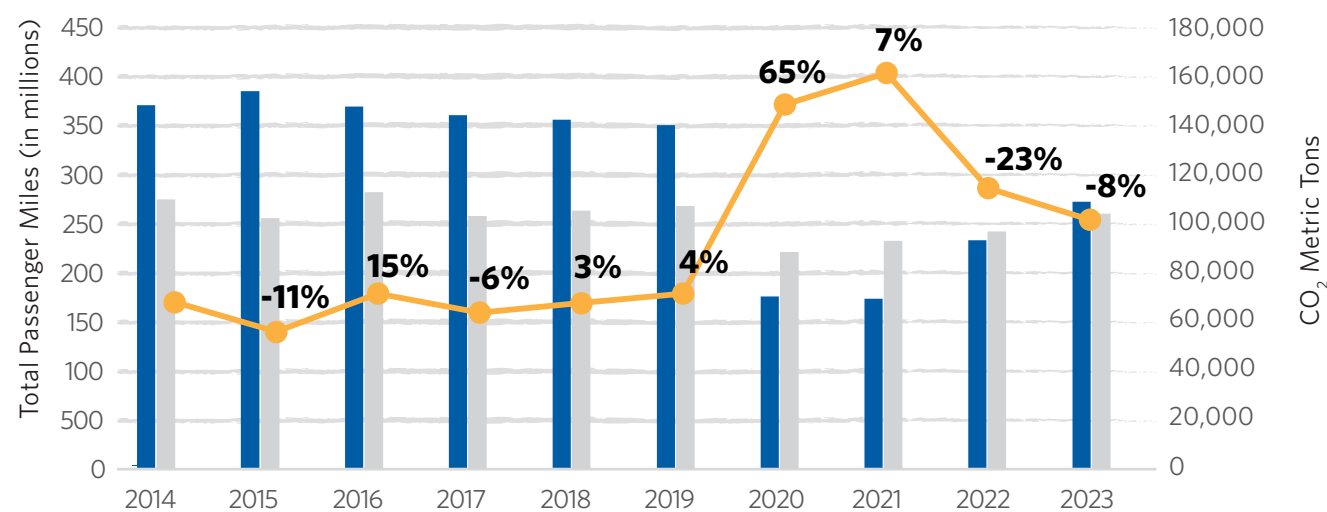
identify where efficiency improvements will have the greatest impact.

- **Track Progress Over Time:** Understand how operational changes, ridership growth, or vehicle upgrades affect emissions on a per-passenger basis, regardless of fluctuations in overall service levels.
- **Contextualize Transit Benefits:** Demonstrate how UTA's services compare to single-occupancy vehicle travel. For example, even if a bus emits more total GHGs than a car, when it carries dozens of passengers, its emissions per person are substantially lower—underscoring the climate benefits of public transit.
- **Support Informed Decision-Making:** Help prioritize investments in fleet modernization, service design, and rider experience by linking them to measurable emissions reductions.

This approach reflects UTA's commitment to not only reducing emissions system-wide, but also maximizing the sustainability impact of every trip UTA provides. As UTA continues to refine its emissions tracking and data systems, passenger-mile metrics will be a key tool in evaluating performance, supporting transparent reporting, and making evidence-based decisions for a low-carbon future.

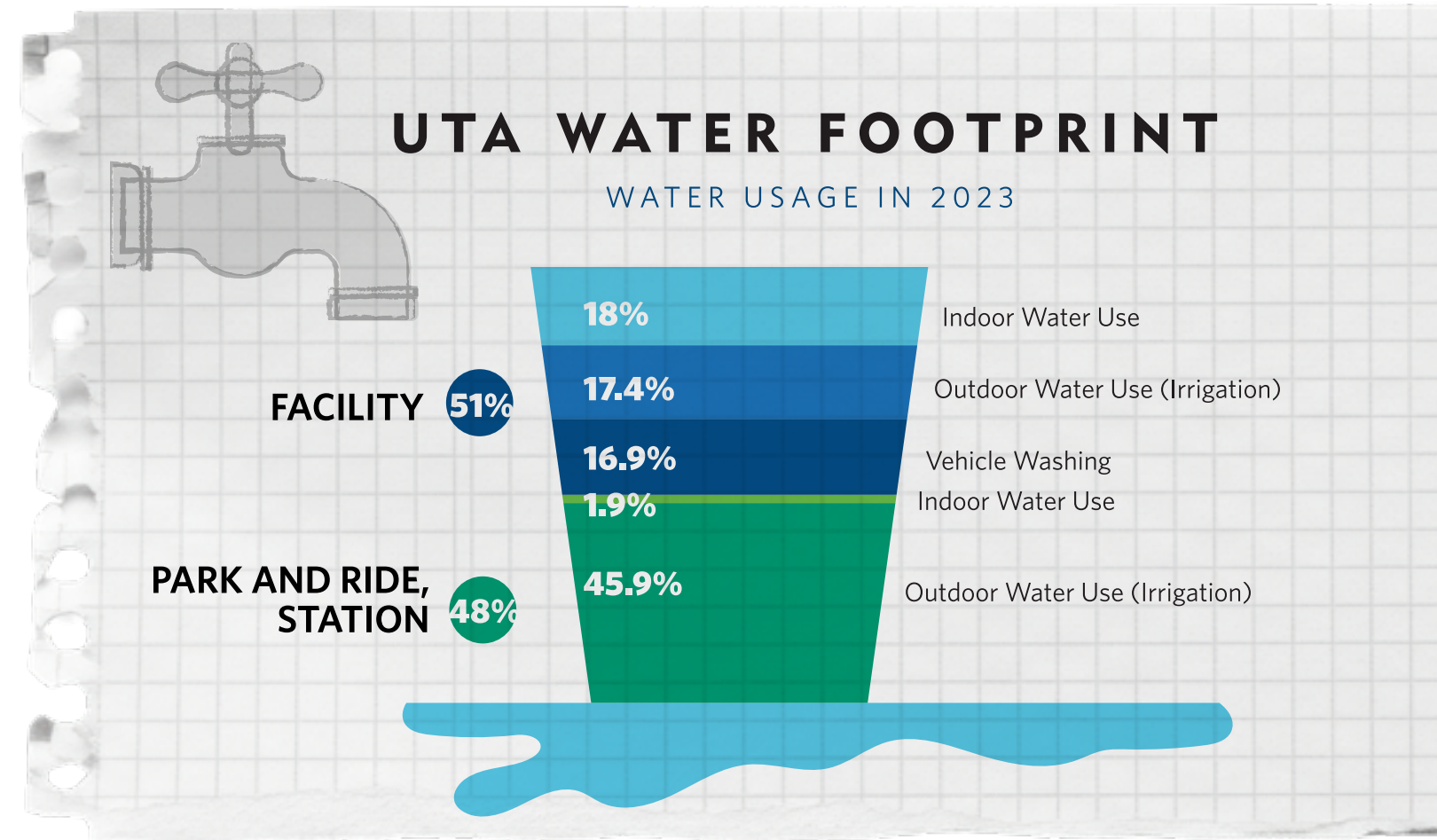
UTA EMISSIONS PER PASSENGER

PER MILE TRAVELED



■ Total Passenger Miles ■ CO₂ Metric Tons — % Change from Previous Year

* Ridership declined significantly during the COVID-19 pandemic (2020–2022), resulting in temporarily elevated emissions per passenger mile.



Water Footprint

UTA used 78 million gallons of water in 2023, equivalent to about 118 Olympic-sized swimming pools, with irrigation comprising 63% of total consumption. Infrastructure damage contributed to over 1 million gallons of annual water loss. Key opportunities for conservation include drought-tolerant landscaping, upgraded irrigation systems, leak detection dashboards, and water reuse at vehicle washing facilities.

Waste and Recycling

Data shows that 91% of materials currently go to a landfill, with only 63 cubic yards recycled from an average monthly waste volume of 640 cubic yards of municipal solid waste (MSW). These numbers reflect a lack of data tracking when it comes to UTA's waste diversion. Inconsistent bin systems and labeling also contribute to low participation and contamination. UTA will improve waste outcomes through standardization, education, tracking tools, and reuse programs like office asset inventories.



UTA WASTE MANAGEMENT

MSW versus RECYCLING IN 2023




An electric bus charging at UTA's Salt Lake Central Station, reflecting the continued growth of UTA's low and no-emission fleet and its contribution to improved air quality along the Wasatch Front.

SUSTAINABILITY STRATEGIES

UTA has identified five priority areas for its sustainability strategy: **carbon footprint, energy efficiency, water footprint, waste and recycling, and sustainability infrastructure.** Each area includes a 2030 goal to build short-term momentum and a 2050 goal to guide long-term vision. These goals are supported by clear strategies and measurable performance metrics.

While target years enable accountability, the plan remains adaptable. Goals and strategies will evolve with new technologies, ideas, and community priorities. Together, these efforts will shape a more sustainable, efficient, and resilient transit system.

UTA is planning for a cleaner future. Our Fleet Transition Plan outlines how we'll upgrade our vehicles over time to reduce emissions and improve every trip.



Carbon Footprint

By 2030, UTA will reduce emissions by 25% through operational improvements, clean energy adoption, and employee engagement. By 2050, UTA aims to cut emissions by 40% from the 2023 baseline by embedding sustainability into planning, procurement, and fleet operations. Scope 3 emissions will be incorporated into future tracking.

CARBON FOOTPRINT

By 2030: Reduce agency carbon footprint by 25%.

Reduction Strategies	Metrics
Purchase clean electricity for all TRAX lines.	# of TRAX lines running on clean energy
Refresh anti-idling practices for all revenue and non-revenue fleet vehicles.	# of employees to complete anti-idling training
	# of UTA fleet vehicles with anti-idling signage
Implement and pilot use of renewable diesel (R99)	% decrease of CO2 combustion rates between fuel types
Incentivize employee commuting.	% increase of employee active and public transit commuting

By 2050: Reduce agency carbon footprint by 40%.

Reduction Strategies	Metrics
Set procurement sustainability standards.	# of SOPs created for procurement standards
Establish sustainability standards for construction materials to reduce environmental impact and promote resource-efficient building practices.	# of SOPs for construction material procurement
	# of policies adopted to guide construction material procurement
Update fleet transition plan to include 85% electric, CNG, or renewable fuel buses.	Updated and adopted fleet plan
Analyze UTA properties for the possibility of solar panel projects.	# of properties assessed for potential solar projects
Update non-revenue vehicle transition plan to include hybrid and clean fuel vehicles.	Updated and adopted NRV fleet plan
Include Scope 3 emissions in carbon footprint calculations.	Tracking method developed for Scope 3 emissions




Energy Efficiency

By 2030, UTA will reduce energy use through smarter systems and upgrades, including optimized fleet charging, energy audits, and smart lighting. By 2050, all park and ride, as well as platform facilities, will transition to LED lighting, supporting cost-effective, energy-smart operations.

ENERGY EFFICIENCY

By 2030: Improve UTA's energy efficiency through smart technologies and optimized energy use.	
Reduction Strategies	Metrics
Implement optimized charging strategies for electric fleet systems to reduce peak energy demand, lower operational costs, and extend battery life.	# of operations employees trained in electric fleet operations and systems Electric fleet training created for new drivers
Conduct comprehensive energy audits across all facilities to identify opportunities for improved energy efficiency.	# of facilities audited # of facilities transitioned to LED lighting systems

By 2050: Achieve a decrease of 75% energy consumption across all facilities.	
Reduction Strategies	Metrics
Transition all platforms and park and ride lots to LED lighting.	# of park and ride lots platforms with LED lighting
Implement energy-saving technologies such as daylight harvesting, occupancy sensors, and smart lighting controls across facilities to reduce electricity use and improve operational efficiency.	# of facilities assessed for energy saving technologies # of facilities transitioned to energy-saving technologies



Water Footprint

By 2030, UTA will improve its understanding of total water use through audits and smart metering. Conservation efforts will include landscape upgrades and water reuse. By 2050, UTA will reduce water consumption through data-informed decision-making and adaptive, efficient infrastructure.

WATER FOOTPRINT

By 2030: Reduce outdoor water use by 25%.	
Reduction Strategies	Metrics
Evaluate irrigation systems and landscaping practices across facilities to ensure alignment with water conservation best practices.	Policy on watering and landscape practices # of partner municipalities to support water conservation
Conduct comprehensive water use audits at all UTA properties to identify inefficiencies and opportunities for water use reduction.	100% of UTA properties audited on water consumption
Implement water recycling systems at all fleet washing facilities to reduce potable water use.	100% of fleet washing facilities with installed and functioning water recycling
Transition landscaping to desertscape or xeriscape designs where feasible to support long-term water efficiency and climate resilience.	# of UTA properties transitions to desertscape or xeriscape
Review the performance and efficiency of water recycling equipment at UTA vehicle wash stations. Ensure that all sites follow best management practices to maximize water reuse and reduce waste.	100% of vehicle washing stations assessed

By 2050: Use data to reduce water use through efficiency, landscaping, and smart management.	
Reduction Strategies	Metrics
Invest in smart water metering technologies to enhance tracking, improve efficiency, and support data-driven water management.	# of sites to have smart water metering technology installed
Develop an electronic dashboard to provide real-time alerts and monitoring for water leaks across the system.	Water monitoring dashboard has been developed and is functional



Waste & Recycling

By 2030, UTA will build a consistent, systemwide approach to reduce landfill impact and promote reuse. Key efforts include standardized bins, employee training, asset inventory systems, and targeted programs for high-waste departments. By 2050, UTA will expand diversion efforts into public spaces, further advancing a circular materials approach.

WASTE & RECYCLING

By 2030: Improve waste reduction and recycling through standardized systems, education, and reuse initiatives.	
Reduction Strategies	Metrics
Implement a standardized recycling and waste bin system across all UTA facilities to improve consistency and reduce contamination.	# of UTA facilities with standardized recycling and waste bins
	# custodial crew trainings completed
Provide comprehensive waste and recycling education for all employees and custodial staff to support proper sorting and participation.	Waste and recycling education created
	# of employees to sign recycling commitment form
Establish an office asset inventory system to reduce waste and promote the reuse of equipment and supplies.	Inventory system created and launched agencywide
Launch a food waste reduction initiative for UTA-hosted events to minimize landfill impact and support sustainability goals.	Pounds of food waste diverted from the landfill
	# of UTA events (annually) to implement food diversion practices
Develop a targeted cardboard recycling program for IT and other departments with high-volume packaging waste.	Pounds of cardboard diverted from the landfill

By 2050: Integrate waste reduction practices into public-facing areas.	
Reduction Strategies	Metrics
Encourage recycling on all TRAX and FrontRunner platforms.	# of platforms with accessible and effective recycling
	# of partner municipalities



Sustainability Infrastructure

UTA will strengthen its sustainability foundation by centralizing environmental data and enhancing internal and external communication. By 2030, these improvements will enable better tracking, storytelling, and transparency. In parallel, UTA will conduct a resilience assessment to guide future planning and risk management.

SUSTAINABILITY INFRASTRUCTURE

By 2030: Strengthen sustainability through centralized data and clear, inclusive communication.	
Reduction Strategies	Metrics
Create a centralized data repository to consolidate all agency data related to emissions, energy use, water consumption, and waste and recycling.	Centralized database is created
	Dashboard is visible to employees
Develop diverse and effective internal and external communication strategies to share UTA's sustainability goals, initiatives, and progress with employees, riders, and the communities UTA serves.	# of stories shared with the public
	# of educational units or trainings shared with employees
	Sustainability page added to official website
Apply for the APTA Sustainability Commitment with the goal of achieving silver or higher recognition by demonstrating measurable short- and long-term sustainability achievements and targeted improvements.	Awarded silver or higher level of recognition
Host a Zero Fare Day on Earth Day (April 22) to demonstrate environmental stewardship, strengthen community connections, and promote shared prosperity by making public transit more accessible and increasing ridership.	# of riders participating on Zero Fare Day

By 2050: Build long-term resilience by identifying vulnerabilities and planning for future risks.	
Reduction Strategies	Metrics
Conduct an operational resiliency assessment to identify and evaluate vulnerabilities across UTA's operations, assets, and services, guiding future resilience planning and adaptation strategies.	Risk assessment completed
Develop an Operational Resilience Plan to identify systems susceptible to the effects of climate change.	Completion of plan



UTA's Green Team removed almost 700 lbs of debris from the Jordan River during a volunteer canoe clean-up in the fall of 2025.



IMPLEMENTATION & MONITORING

Reporting

A successful sustainability program depends on coordinated implementation, consistent tracking, and continuous learning. UTA has established a framework to connect strategic goals with day-to-day actions across departments.

Phased Implementation. Actions will roll out in phases aligned with staff capacity, funding, and priorities. Initial efforts will focus on pilot projects, standardization, education, and foundational upgrades. Medium-term strategies will expand integration into capital planning, project delivery, and procurement. Long-term efforts will support major transitions such as fleet electrification and resilience planning.

Roles and Coordination. Each strategy will be led by responsible departments, with oversight from a Sustainability Steering Committee. This group will

promote alignment, share best practices, and help prioritize actions based on feasibility, impact, and equity.

Performance Tracking. All strategies are linked to measurable metrics. A centralized data dashboard will support real-time monitoring, internal visibility, and public reporting. Progress will inform planning cycles, budget development, and resource allocation.

Reporting and Accountability. UTA will publish an annual sustainability report to share progress, data trends, and success stories. This report will recognize internal champions, foster engagement, and support transparency.

Continuous Improvement. Sustainability at UTA is a dynamic process. As technologies and community needs evolve, UTA will revisit and revise strategies and metrics. Lessons learned from pilots, audits, and partnerships will guide future refinement.





Community Partners

UTA works with many partners on the local, state, and national scale, including non-profits and public sector entities to help UTA achieve its sustainability goals, as well as better the overall Wasatch Front environment, economy, and standard of living.

American Public Transportation Association (APTA). UTA is a Founding Signatory of the APTA Sustainability Commitment. The APTA Sustainability Commitment recognizes members who commit to becoming more sustainable in their operations and practices by providing a common framework that helps define, initiate, and advance sustainability in the public transportation industry. UTA currently sits at the Bronze recognition level, meaning the core principles have been adhered to and five action items have been achieved, in addition to the commitment of five additional items and reduction targets of 2% over baseline for two indicators.

Rocky Mountain Power. In 2020, UTA partnered with Rocky Mountain Power's Wattsmart Communities program to develop the agency's first energy action plan to accelerate the transition to clean energy. The energy

plan has four main focus areas: energy efficiency, electric vehicles, electrical infrastructure, and grid resilience. Along with the Wattsmart program, Rocky Mountain Power has helped UTA lead to the discovery of innovative solutions to the shared concerns of public safety, equal access and opportunity, air quality, and the demands of population growth.

GREENbike. UTA has partnered with GREENbike, Salt Lake City's non-profit bike share program, to offer employees free annual membership. The free membership for employees encourages a healthy lifestyle while reducing emissions associated with driving to work. GREENbike stations can be found near transit stops, further promoting the reduction of single-occupancy vehicles.

Utah State University. Utah State University's research and strategic planning efforts from the Advancing Sustainability through Powered Infrastructure for Roadway Electrification (ASPIRE) Center is the leading institution in building Utah's Intelligent Electrified Transportation Plan. As a UTA partner, ASPIRE has developed an energy management system for the intermodal hub at Salt Lake Central Station that mitigates peak load impacts.

Funding and Grants

UTA has developed a robust and proactive approach to securing external funding for sustainability initiatives. Through an annual grant prioritization process, UTA ensures that projects included in its Five-Year Capital Plan—such as those focused on emissions reduction, water conservation, and waste management—are aligned with available state and federal funding opportunities.

As of 2024, UTA has 38 grants selected for award, totaling nearly \$113 million in funding and supporting over \$167 million in investments. Additionally, 42 active grants are currently underway, representing over \$213 million in funding. Ten more applications are pending, with a combined request of \$42.7 million.

Recent awards have supported the purchase of zero-emission and CNG buses, the installation of on-route

charging infrastructure, and feasibility studies for sustainable transit corridors. UTA's primary funding sources include the Federal Transit Administration (FTA), U.S. Department of Transportation (USDOT), Environmental Protection Agency (EPA), and Utah Department of Transportation (UDOT), among others.

Jacobs' audit highlights that UTA is well-positioned to take advantage of expanded funding made available through the Infrastructure Investment and Jobs Act (IIJA) and the Inflation Reduction Act (IRA), particularly in areas such as renewable energy, electrification, and workforce development. The report also emphasizes the importance of bundling related projects to enhance grant competitiveness and recommends continued attention to federal compliance requirements, such as Buy America provisions. Overall, UTA's funding strategy is a critical enabler of its long-term sustainability goals.



Green Team tour of Warms Springs Rail Service Center, March 2024



Public transit and active transportation go hand in hand. FrontRunner's bike access helps reduce car trips, improve health, and keep the Wasatch Front's air cleaner.

CONCLUSION

As the Wasatch Front continues to grow and evolve, UTA is proud to play a central role in building a more sustainable region—protecting resources, connecting people, and strengthening communities. This Sustainability Plan charts a clear path forward, rooted in the same three pillars: healthy environments, thriving communities, and shared prosperity.


Through targeted actions—like reducing emissions, conserving energy and water, investing in cleaner technologies, and minimizing waste—we're helping to improve air quality and preserve the natural beauty of Utah for generations to come. By enhancing access to and reliability of transit services, UTA ensures that every community member, regardless of background or ability, has the opportunity to thrive. And by fostering economic vitality through smart land use and efficient mobility, UTA supports a strong regional economy that benefits everyone who lives and works here in Utah.

The challenges ahead are complex, but UTA's role as a connector—between people, cities, and possibilities—has never been more important. Together with employees, partners, and riders, UTA is moving toward a future where sustainability isn't a separate goal but a core principle behind every decision. With shared purpose and enduring commitment, UTA is shaping a healthier, more inclusive, and more resilient Wasatch Front—one ride at a time.













UTA is taking meaningful steps to improve recycling across our operations—because even small changes can make a big difference for Utah's environment.





SUSTAINABILITY PLAN

2030			2050		
Priority	Strategy	Sustainability Plan	Strategy	Sustainability Plan	
 CARBON FOOTPRINT	Reduce agency carbon footprint by 25%.	<ul style="list-style-type: none"> Clean electricity purchase for all TRAX lines Anti-idling refresh for all revenue and non-revenue fleet vehicles Install small solar projects where feasible across UTA facilities Implement and pilot use of renewable diesel (R99) Employee commuting incentives 	Reduce agency carbon footprint by 40%.	<ul style="list-style-type: none"> Set procurement sustainability standards Establish sustainability standards for construction materials to reduce environmental impact and promote resource-efficient building practices Update fleet transition plan to include 85% electric, CNG, or renewable fuel buses Analyze UTA properties for the possibility of solar panel projects Update non-revenue vehicle transition plan to include hybrid/clean fuel vehicles Include scope 3 emissions in our Carbon Footprint calculations 	
 ENERGY EFFICIENCY	Improve UTA's energy efficiency through smart technologies and optimized energy use.	<ul style="list-style-type: none"> Implement optimized charging strategies for electric fleet systems to reduce peak energy demand, lower operational costs, and extend battery life Conduct comprehensive energy audits across all facilities to identify opportunities for improved energy efficiency Join the Utah Renewable Communities program and transition to net-100% renewable electricity in partnership with Rocky Mountain Power and local municipalities where feasible in UTA's service area Apply for the APTA Sustainability Commitment with the goal of achieving Silver or higher recognition by demonstrating measurable short- and long-term sustainability achievements and targeted improvements 	Achieve a decrease of 75% energy consumption across all facilities.	<ul style="list-style-type: none"> Transition all platforms and Park-n-Rides to LED lighting Implement energy-saving technologies such as daylight harvesting, occupancy sensors, and smart lighting controls across facilities to reduce electricity use and improve operational efficiency 	
 WATER FOOTPRINT	Reduce outdoor water use by 25%.	<ul style="list-style-type: none"> Evaluate irrigation systems and landscaping practices across facilities to ensure alignment with water conservation best practices Conduct comprehensive water use audits at all UTA properties to identify inefficiencies and opportunities for water use reduction Implement water recycling systems at all fleet washing facilities to reduce potable water use Transition landscaping to desertscape or xeriscape designs where feasible to support long-term water efficiency and climate resilience Review the performance and efficiency of water recycling equipment at UTA vehicle wash stations. Ensure that all sites follow best management practices to maximize water reuse and reduce waste. 	Use data to reduce water use through efficiency, landscaping, and smart management.	<ul style="list-style-type: none"> Invest in smart water metering technologies to enhance tracking, improve efficiency, and support data-driven water management Develop an electronic dashboard to provide real-time alerts and monitoring for water leaks across the system 	
 WASTE & RECYCLING	Improve waste reduction and recycling through standardized systems, education, and reuse initiatives.	<ul style="list-style-type: none"> Implement a standardized recycling and waste bin system across all UTA facilities to improve consistency and reduce contamination Provide comprehensive waste and recycling education for all employees and custodial staff to support proper sorting and participation Establish an office asset inventory system to reduce waste and promote the reuse of equipment and supplies Launch a food waste reduction initiative for UTA-hosted events to minimize landfill impact and support sustainability goals Develop a targeted cardboard recycling program for IT and other departments with high-volume packaging waste 	Integrate waste reduction practices into public-facing areas.	<ul style="list-style-type: none"> Recycling on all TRAX and FrontRunner platforms 	
 SUSTAINABILITY INFRASTRUCTURE	Strengthen sustainability through centralized data and clear, inclusive communication.	<ul style="list-style-type: none"> Create a centralized data repository to consolidate all agency data related to emissions, energy use, water consumption, and waste and recycling Develop diverse and effective internal and external communication strategies to share UTA's sustainability goals, initiatives, and progress with employees, riders, and the communities we serve Host a Free Fare Day on Earth Day (April 22) to demonstrate environmental stewardship, strengthen community connections, and promote shared prosperity by making public transit more accessible and increasing ridership 	Build long-term resilience by identifying vulnerabilities and planning for future risks.	<ul style="list-style-type: none"> Conduct an operational resiliency assessment to identify and evaluate vulnerabilities across UTA's operations, assets, and services, guiding future resilience planning and adaptation strategies Develop an Operational Resilience Plan to identify systems susceptible to the effects of climate change Reinvest rebates, incentives, and verified cost savings generated from sustainability projects into future sustainability initiatives 	

ACKNOWLEDGEMENTS

UTA extends its sincere appreciation to Jacobs Engineering LLC for the sustainability audit and foundational data collection that made this plan possible. We thank UTA's Board of Trustees and Executive Team for championing sustainability and setting agency goals that strengthen transportation and quality of life along the Wasatch Front.

We recognize the invaluable collaboration of UTA's Facilities Department and Data Team, whose commitment to gathering and refining operational data deepened our understanding of UTA's daily impacts and current sustainability standing. We also thank the Sustainability Steering Committee for guiding the audit and planning process with thoughtful leadership and expertise.



We offer special appreciation to UTA's core sustainability team—Sarah Ross, Ethan Ray, Jacob Ekker, Autumn Hu, and Patti Garver—for their dedication and guidance in shaping UTA's first agency-wide sustainability plan.

Finally, we extend heartfelt thanks to UTA employees, especially the Green Team, whose voices, concerns, and passion for environmental stewardship inspired and shaped this plan. Your commitment made this work possible—thank you for continuing to advocate for a more sustainable UTA.

APPENDIX

UTA.01.09 Sustainability UTA Policy	UTA, 2023
UTA Sustainability Audit	Jacobs Engineering, 2025
UTA No. 4.4.13 Vehicle Anti Idling	UTA, 2008
UTA 2025 Non-revenue Vehicle Fleet Plan	UTA & HNTB, 2025
UTA Facilities Strategic Plan	UTA & HNTB, 2025
UTA Light Rail Strategic Plan	UTA & Hatch, 2023
Front Runner Forward	UTA & UDOT, 2023
Zero Emission Bus Transition Plan	UTA & HNTB, 2024
UTA Strategic Plan	UTA, 2022





UTAH TRANSIT
AUTHORITY